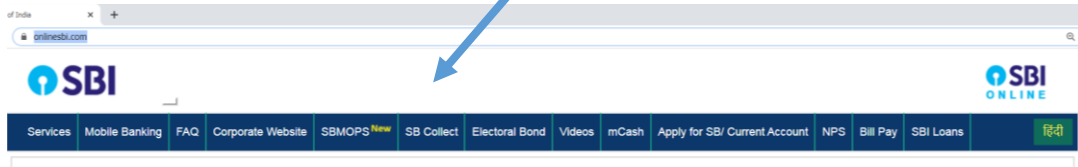
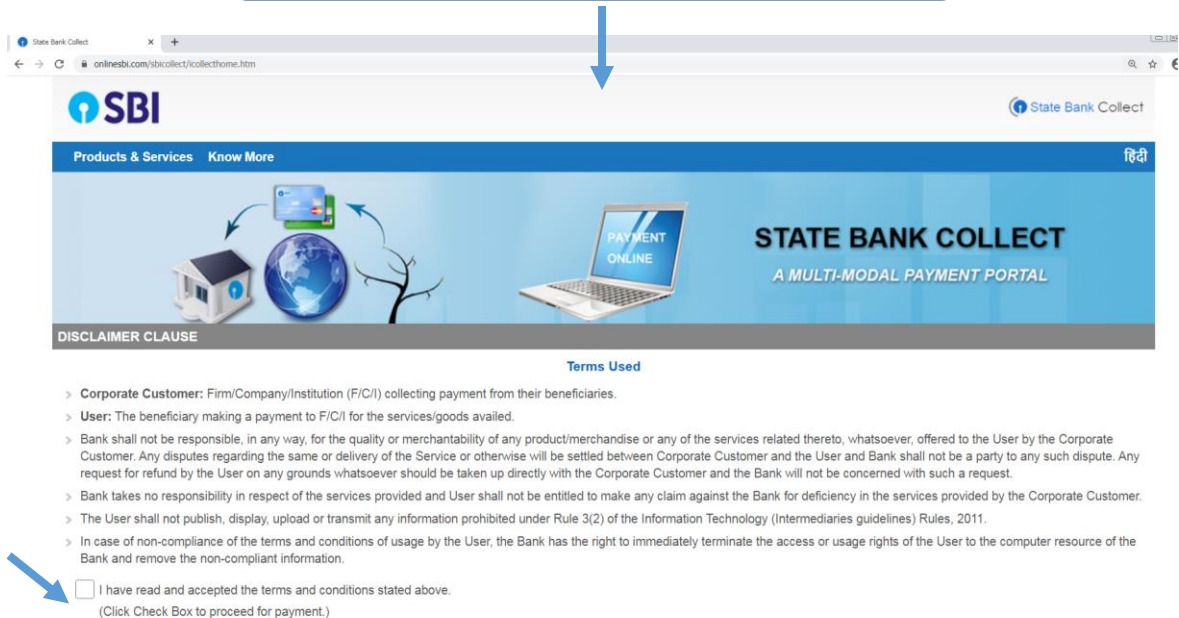


STEPS TO BE FOLLOWED TO COMPLETE FEE PAYMENT THROUGH SB COLLECT

LOGIN TO <https://onlinesbi.com>

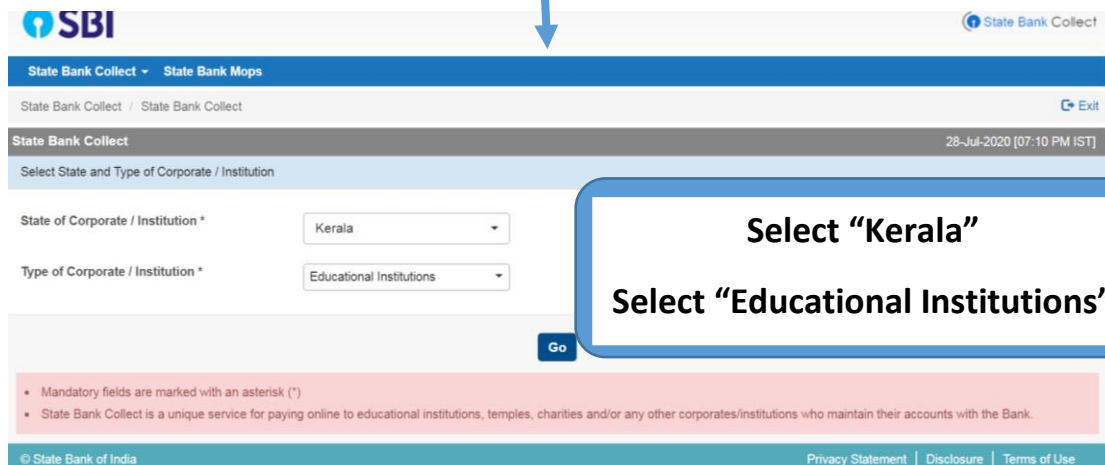


Click on SB collect



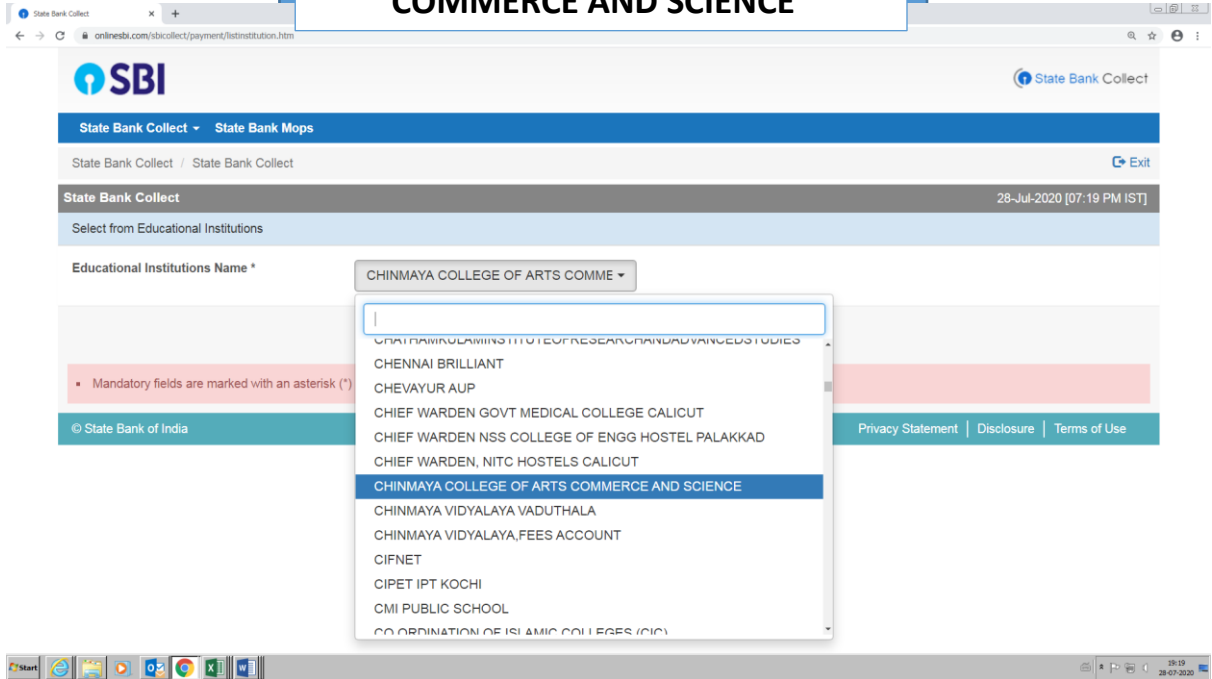
Proceed

After clicking "Proceed" button

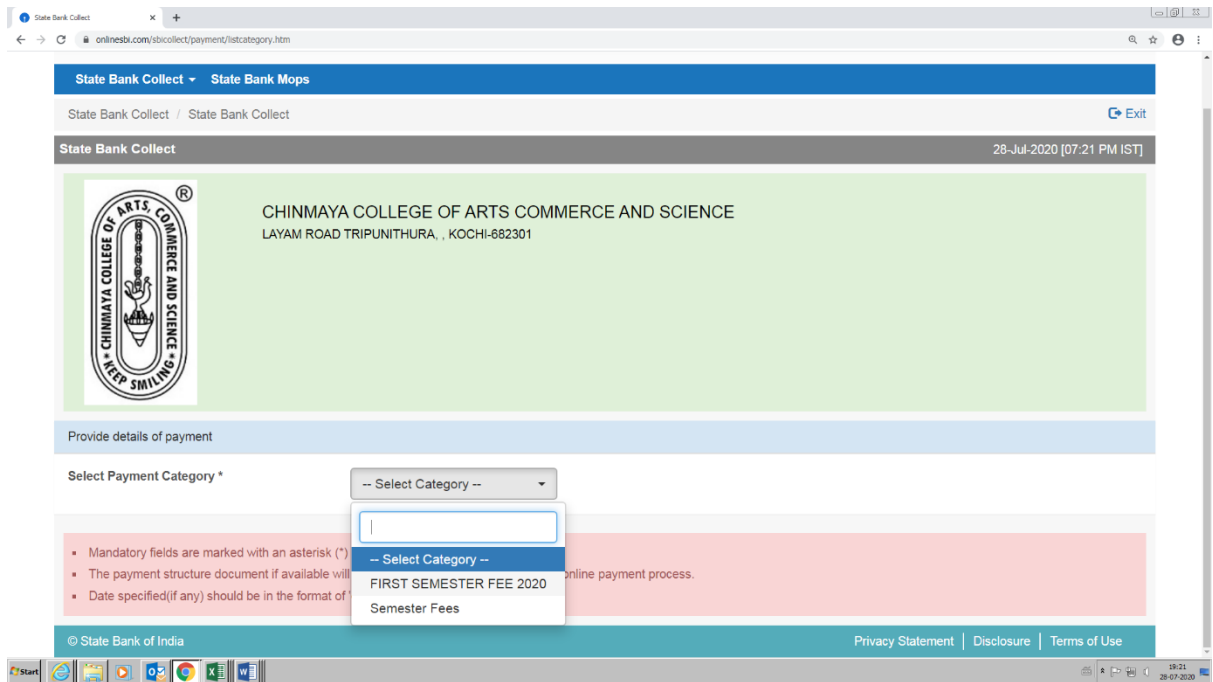


Select "Kerala"
Select "Educational Institutions"

Select Institution name
"CHINMAYA COLLEGE OF ARTS
COMMERCE AND SCIENCE"



Select category
"FIRST SEMESTER FEE 2020"



After this, in the next Screen ENTER YOUR REFERENCE
NUMBER given to you and click SUBMIT

State Bank Collect - Internet Explorer

Provide details of payment

Select Payment Category * FIRST SEMESTER FEE 2020

REFERENCE NUMBER * BCAMQ101

COURSE * BCA

AMOUNT * 26000

MGU APPLICATION NUMBER *

MOBILE NUMBER *

STUDENT NAME AS IN 10TH CERT *

Remarks

Please enter your Name, Date of Birth (For Personal Banking) / Incorporation (For Corporate Banking) & Mobile Number. This is required to reprint your e-receipt / remittance(PAP) form, if the need arises:

Name *

Date Of Birth / Incorporation *

Mobile Number *

Email Id

Enter the text as shown in the image * 4563C

In the Next screen, please enter

MGU reference Number

Name of the Student

Mobile Number

This section is to be mandatorily filled in. This information is used to **retrieve e-receipt** for the transaction done in case you want to keep a copy of e-receipt.

Now, in the next screen click “confirm” and make the payment.

Now the payment journey is over.

After completing your transaction, if you need, you can take e-receipt for your record. For this you will be asked to enter the earlier fed details.

SBI

CONFIRMATION OF PAYMENT RECEIVED AND SERVICE

CONFIRM

PRINT RECEIPT

Back